

W.E.T. By Pot Olé

# W.E.T. CATALOG

---

Watering - Easy - Trays



# Trays for cc containers

The design is clean-cut, rustproof and very environmentally friendly.

The watering trays can be put in an angle or raised from the ground using their fold-out legs, a stopper and a hole in the tray makes it possible to drain water to prevent the plant from drowning.

A small blackboard is also included, where the price and name of the plant can be written.



The trays contribute to:

- A 90% reduction of water for watering
- A 90% reduction in time spent watering
- A 25% reduction in wilting plants



# Trays for cc containers

Our watering trays are designed to fit a cc container and comes in 4 different sizes:

**Std. 1 - 125x54x5 cm**

Minimum 5 pcs. per order



**Std. 2 - 60x54x5 cm**

Minimum 5 pcs. per order



**Std. 3 - 40x54x5 cm**

Minimum 5 pcs. per order



**Std. 4 - 30x54x5 cm**

Minimum 5 pcs. per order





# Tray for EUR Pallet

Our trays have been a huge success, because they contribute to:

- A 90% reduction of water for watering
- A 90% reduction in time spent watering
- A 25% reduction in wilting plants



Size: 120x80x5 cm  
Minimum 5 pcs. per order



# W.E.T. Seed Pot Trays

## W.E.T. Seed Sign

10x6 cm

10 pcs. per order



Our watering trays with “**seed pots**” are designed to gardeners with small and big greenhouses as well as for private homes looking for a solution to plant and **grow plants** with ease.

The trays are made of “hot dip” **galvanized zinc**, which makes it possible to use the trays for many years and **grow edible plants**.






Our “W.E.T. Seed Pot Trays” can be used both indoors and outdoors, and with their rustic and classic look they will fit in to any setting. Regardless whether the seeds and propagations are to be placed at home, in the window or in the greenhouse.



# W.E.T. seed pot 30

## W.E.T. Seed Pot 30

18 x 57 x 4 cm  
20 pcs. per order



## W.E.T. Seed Pot 30 without pots

18 x 57 x 4 cm  
10 pcs. per order



## W.E.T. Seed Pot 30 Black

18 x 57 x 4 cm  
20 pcs. per order



## W.E.T. Seed Pot without pots Black

18 x 57 x 4 cm  
20 pcs. per order



# SEED POT 10



21 x 50 x 8 cm  
10 pcs. per order





# Seed Pot 70

45 x 57 x 4 cm  
6 pcs. per order



Our zinc trays can both  
be used with and  
without seed pots.



# Turning Display



This model makes it possible to display an array of different flowers and plants in the space of just a **few square** metres.

Turning display is a stand on wheels with five levels of watering trays.

The trays are 30X54X5 cm

Adjustable shelves



The shelves are designed for our W.E.T. std. 4 watering tray. The stand contains 10 trays in total.



# Balcony Garden



The stand comes with five watering trays, two empty trays, two trays with 3 buckets on each and a tray with 30 seed pots.

Dimensions:  
151 cm. x 63 cm. x 19 cm.  
Weight: 12 kg.

The five shelves allow you to arrange plants, flowers or herbs exactly as you wish. It can also be used for sowing seeds and cuttings if “seed pots” are used on one or more of the shelves.

Balcony Garden is both for companies looking to have a nice little display in their store, and for private users who want space to grow plants, herbs, etc. on their balcony.



## W.E.T. Planters

These planters can be used as raised beds in the garden for plants, flowers, herbs, vegetables and much more besides.


They are 100% waterproof and made of hot-dipped galvanised zinc, making them rustproof.

The design and appearance of the planters is simple and stylish.

However, they can also be used as inserts if, for example, you wish to build bricks around them for a more rustic look.



# ZINC TRAYS



## ROUND - LOW EDGE

Colour: zinc

Set of 5

50x42x32x26x19x4



## SQUARE - HIGH EDGE

Colour: black

Set of 4

48x48x8; 38x38x8; 28x28x8; 18x18x8



## SQUARE - LOW EDGE

Colour: zinc

Set of 4

48x48x4; 38x38x4; 28x28x4; 18x18x4



## SQUARE - HIGH EDGE

Colour: zinc

Set of 4

48x48x8; 38x38x8; 28x28x8; 18x18x8



## SQUARE - HIGH EDGE

Colour: terracotta

Set of 4

48x48x8; 38x38x8; 28x28x8; 18x18x8



## RECTANGULAR - LOW EDGE

Colour: black

Set of 3

60x30x4; 50x22x4; 40x17x4



## RECTANGULAR - HIGH EDGE

Colour: black

Set of 3

60x30x8; 50x22x8; 40x17x8



## RECTANGULAR - HIGH EDGE

Colour: zinc

Set of 3

60x30x8; 50x22x8; 40x17x8



## RECTANGULAR - HIGH EDGE

Colour: terracotta

Set of 3

60x30x8; 50x22x8; 40x17x8

# ZINC TRAYS



## OVAL - LOW EDGE

Colour: terracotta

Set of 3

70x33x4; 55x27x4; 40x20x4



## TRIANGLE - LOW EDGE

Colour: zinc

Set of 4

67x34x4; 53x27x4; 39x19x4; 24x12x4



## HALF ROUND - LOW EDGE

Colour: zinc

Set of 3

50x25x4; 32x16x4; 40x20x4



## HALF ROUND - HIGH EDGE

Colour: zinc

Set of 3

50x25x8; 32x16x8; 40x20x8



# CONTACT

W.E.T. By Pot Olé ApS

Helena Juul Hansen  
CEO

Cvr: 3246 6052

Phone: +45 4017 3358

Mobile: +45 2142 4999

Instagram: pot\_ole

LinkedIn: Pot Olé

E-mail: Pot-ole@hansen.mail.dk



W.E.T. By Pot Olé ApS

Karoline Naested

Sales- and productcoordinator

Cvr: 3246 6052

Phone: +45 2290 0663

Instagram: Pot\_ole

LinkedIn: Karoline Næsted

E-mail: Karoline.pot-ole@outlook.dk

